

Geauga County General Plan Update - Community Survey

Sunday, August 30, 2020

1656

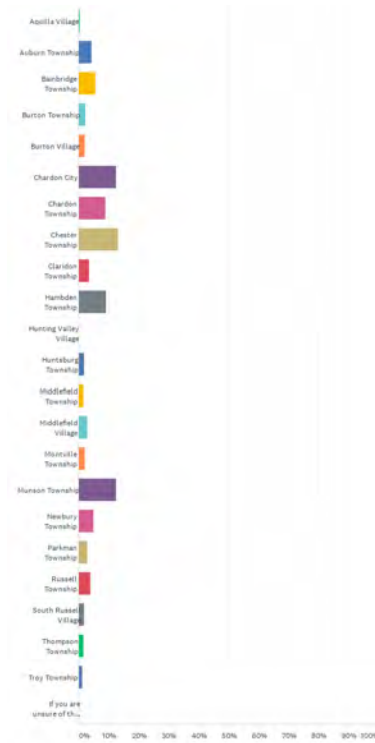
Total Responses

Date Created: Wednesday, June 10, 2020

Complete Responses: 579

Q1: In which Geauga County political subdivision (city, village, township) do you reside?

Answered: 1,646 Skipped: 10



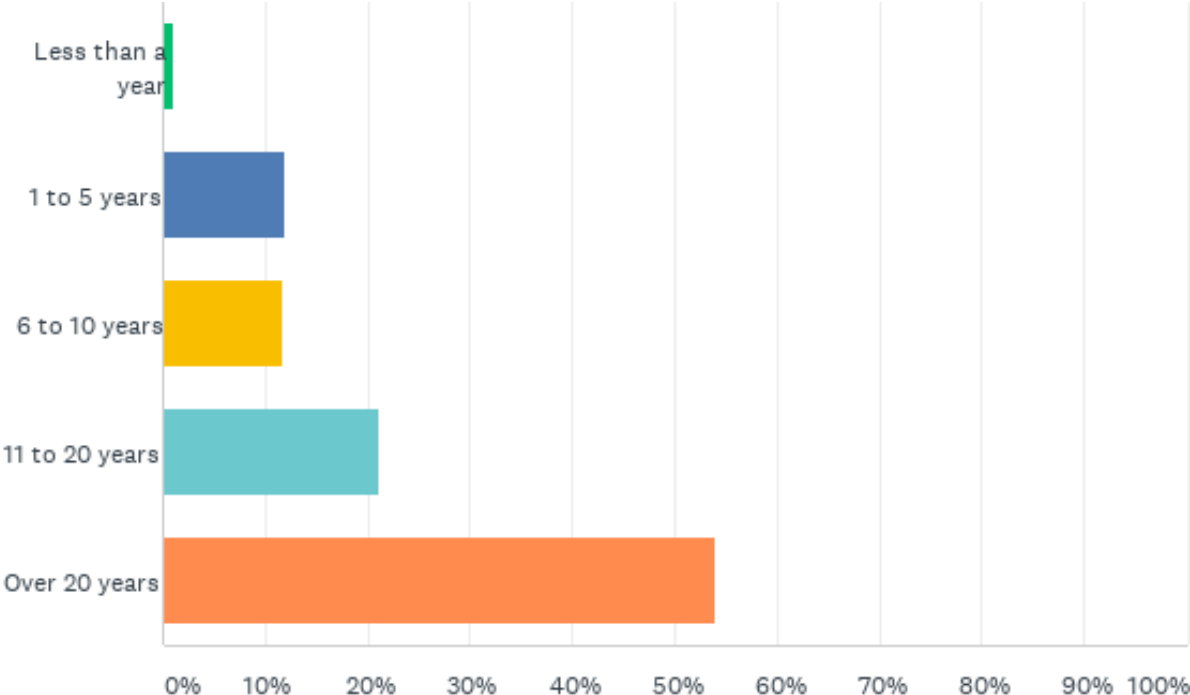
Q1: In which Geauga County political subdivision (city, village, township) do you reside?

Answered: 1,646 Skipped: 10

ANSWER CHOICES	RESPONSES
Aquilla Village	0.36% 6
Auburn Township	4.31% 71
Bainbridge Township	5.59% 92
Burton Township	2.37% 39
Burton Village	2.00% 33
Chardon City	12.52% 206
Chardon Township	8.99% 148
Chester Township	13.12% 216
Claridon Township	3.58% 59
Hambden Township	9.11% 150
Hunting Valley Village	0.06% 1
Huntsburg Township	1.94% 32
Middlefield Township	1.70% 28
Middlefield Village	2.92% 48
Montville Township	2.00% 33
Munson Township	12.64% 208
Newbury Township	5.10% 84
Parkman Township	2.92% 48
Russell Township	3.89% 64
South Russell Village	1.94% 32
Thompson Township	1.58% 26
Troy Township	1.34% 22
If you are unsure of the political subdivision in which you reside, please list your street mailing address:	0.00% 0
TOTAL	1,646

Q3: How long have you lived in Geauga County?

Answered: 1,608 Skipped: 48



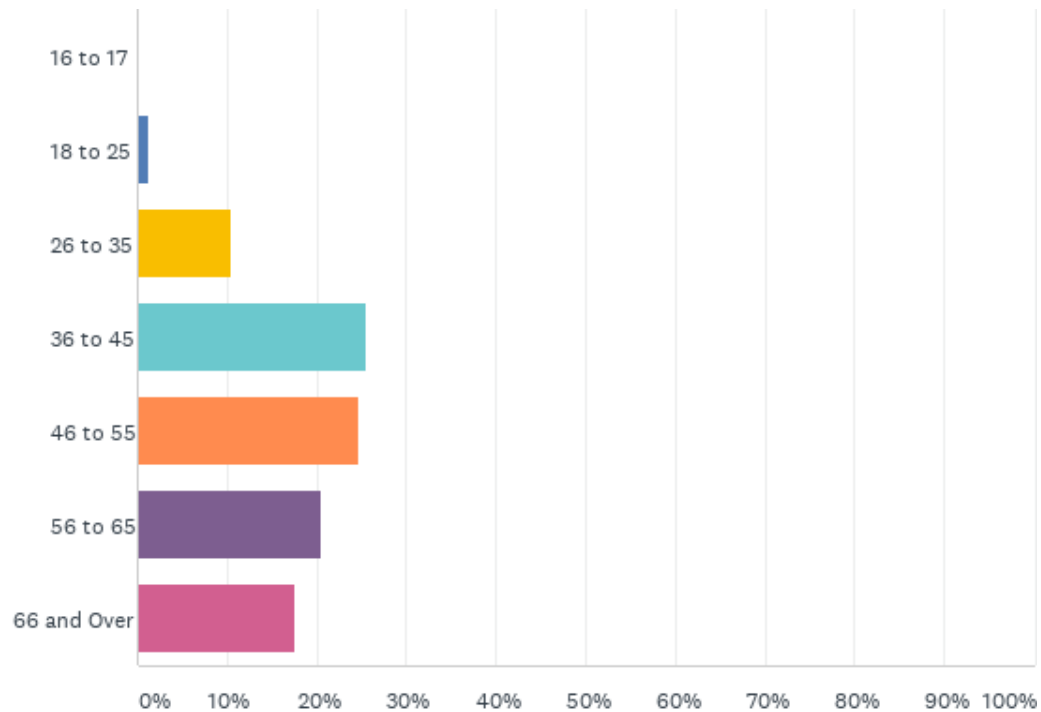
Q3: How long have you lived in Geauga County?

Answered: 1,608 Skipped: 48

ANSWER CHOICES	RESPONSES	
Less than a year	1.12%	18
1 to 5 years	12.00%	193
6 to 10 years	11.75%	189
11 to 20 years	21.21%	341
Over 20 years	53.92%	867
TOTAL		1,608

Q4: What is your age?

Answered: 1,601 Skipped: 55



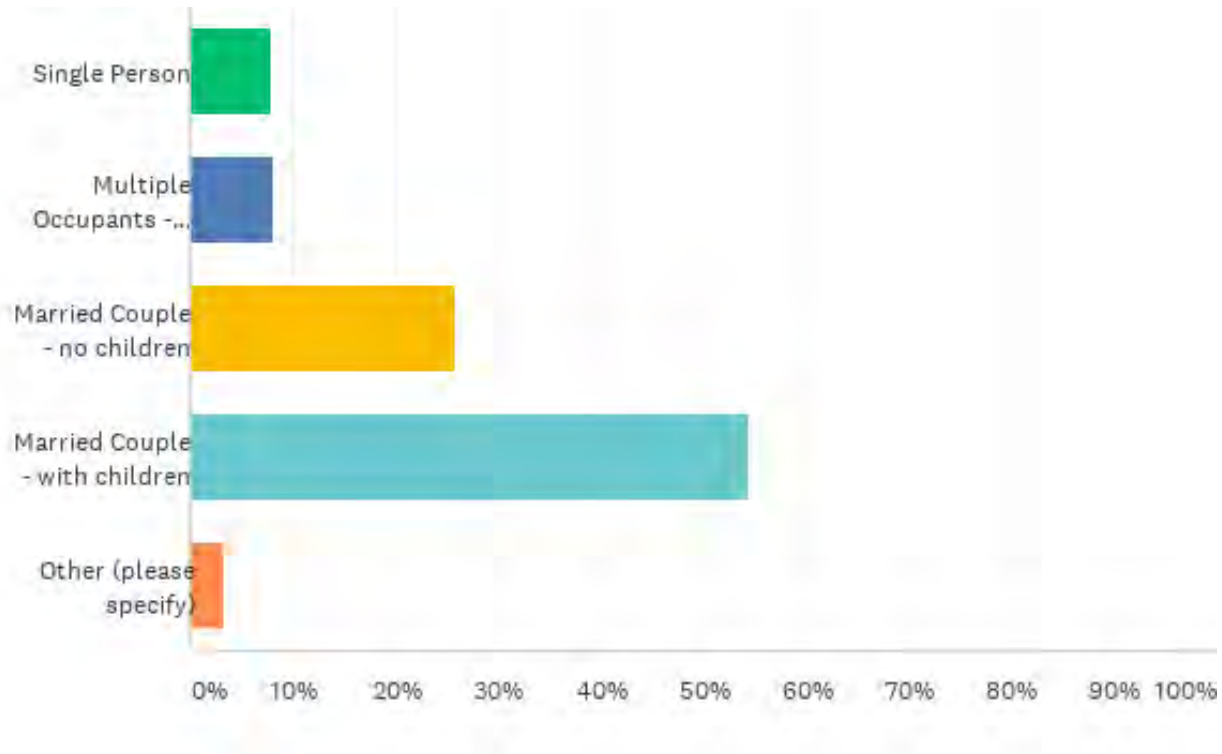
Q4: What is your age?

Answered: 1,601 Skipped: 55

ANSWER CHOICES	RESPONSES	
16 to 17	0.00%	0
18 to 25	1.31%	21
26 to 35	10.43%	167
36 to 45	25.55%	409
46 to 55	24.73%	396
56 to 65	20.42%	327
66 and Over	17.55%	281
TOTAL		1,601

Q5: Which best describes your household?

Answered: 1,609 Skipped: 47



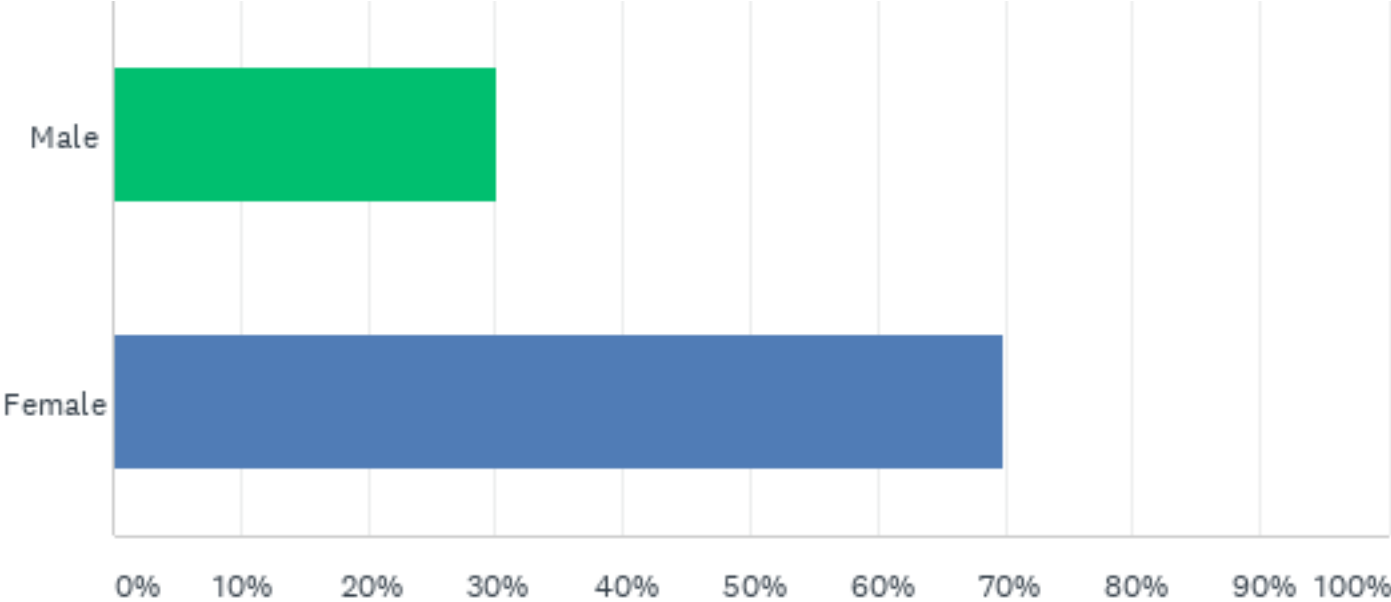
Q5: Which best describes your household?

Answered: 1,609 Skipped: 47

ANSWER CHOICES	RESPONSES	
Single Person	8.02%	129
Multiple Occupants - unmarried	8.08%	130
Married Couple - no children	26.04%	419
Married Couple - with children	54.51%	877
Other (please specify)	3.36%	54
TOTAL		1,609

Q6: What is your gender?

Answered: 1,608 Skipped: 48



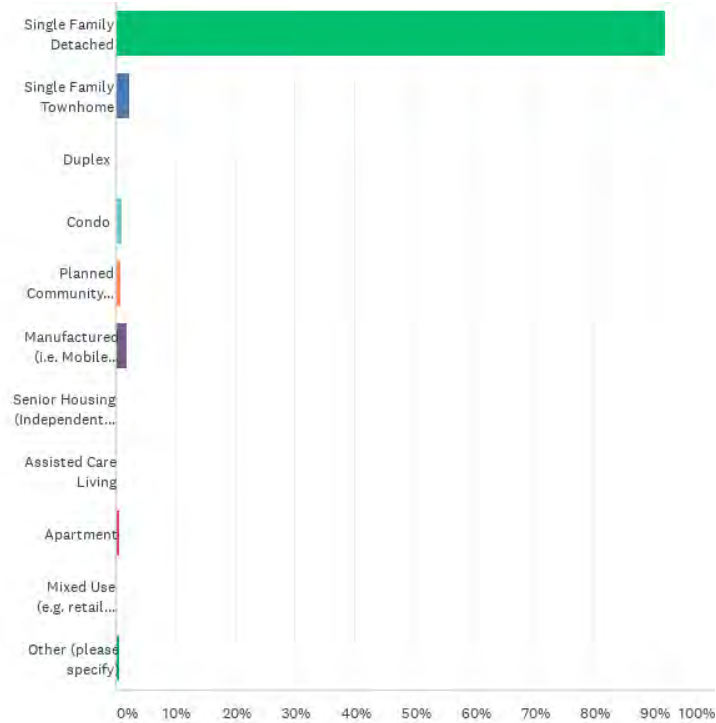
Q6: What is your gender?

Answered: 1,608 Skipped: 48

ANSWER CHOICES	RESPONSES	
Male	30.10%	484
Female	69.90%	1,124
TOTAL		1,608

Q7: Which best describes your residence?

Answered: 1,612 Skipped: 44



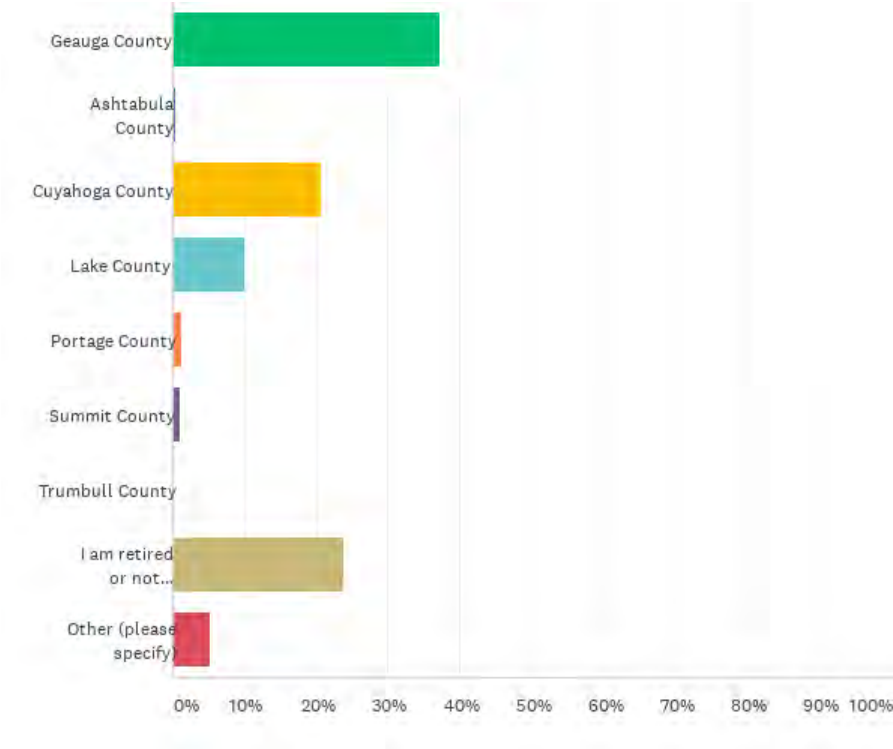
Q7: Which best describes your residence?

Answered: 1,612 Skipped: 44

ANSWER CHOICES	RESPONSES	
Single Family Detached	92.06%	1,484
Single Family Townhome	2.23%	36
Duplex	0.31%	5
Condo	1.05%	17
Planned Community (shared amenities/ recreation/greenspace)	0.74%	12
Manufactured (i.e. Mobile) Home	1.80%	29
Senior Housing (Independent Living)	0.19%	3
Assisted Care Living	0.00%	0
Apartment	0.68%	11
Mixed Use (e.g. retail on bottom floor residential on upper floors)	0.25%	4
Other (please specify)	0.68%	11
TOTAL		1,612

Q8: Where is your place of employment located?

Answered: 1,603 Skipped: 53



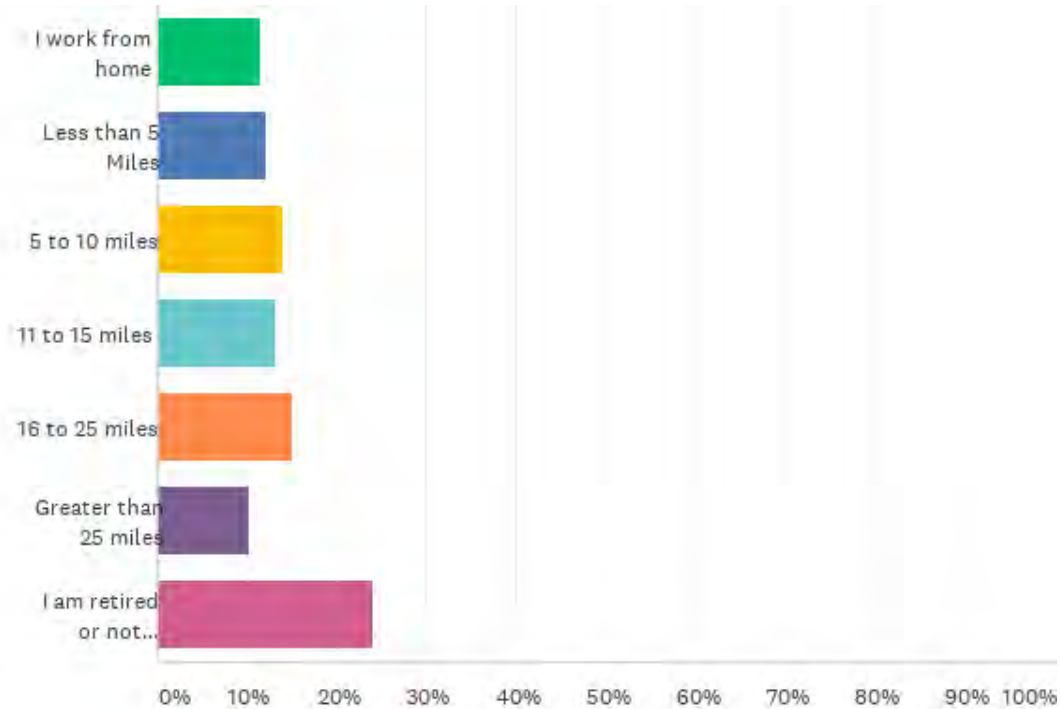
Q8: Where is your place of employment located?

Answered: 1,603 Skipped: 53

ANSWER CHOICES	RESPONSES	
Geauga County	37.24%	597
Ashtabula County	0.37%	6
Cuyahoga County	20.77%	333
Lake County	10.04%	161
Portage County	1.19%	19
Summit County	1.12%	18
Trumbull County	0.19%	3
I am retired or not currently employed	23.83%	382
Other (please specify)	5.24%	84
TOTAL		1,603

Q9: How long is your work commute?

Answered: 1,608 Skipped: 48



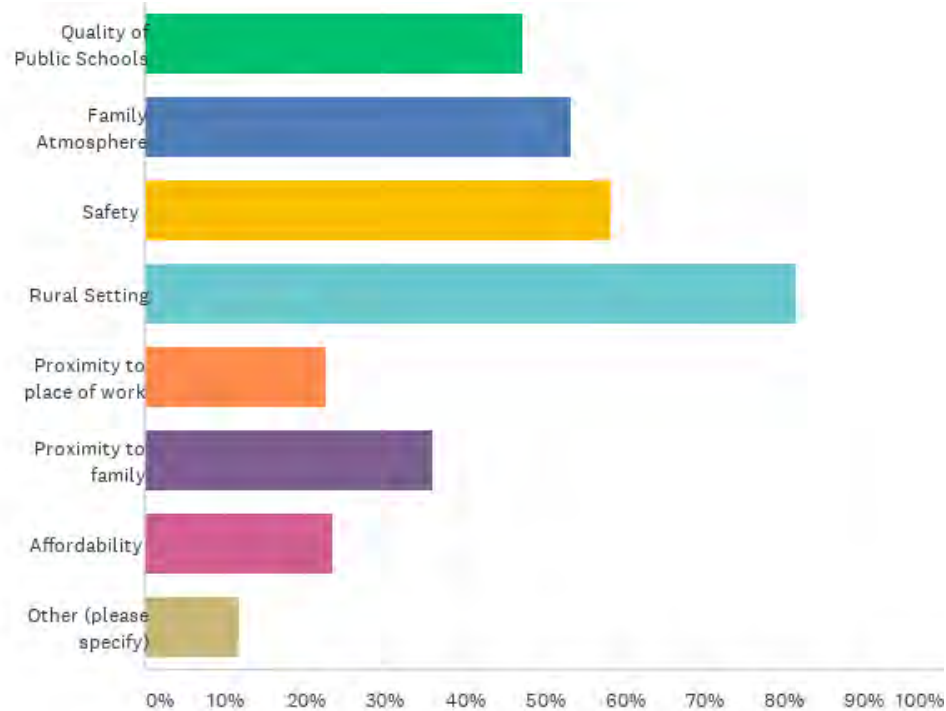
Q9: How long is your work commute?

Answered: 1,608 Skipped: 48

ANSWER CHOICES	RESPONSES	
I work from home	11.50%	185
Less than 5 Miles	12.06%	194
5 to 10 miles	13.93%	224
11 to 15 miles	13.25%	213
16 to 25 miles	14.99%	241
Greater than 25 miles	10.20%	164
I am retired or not currently employed	24.07%	387
TOTAL		1,608

Q10: Why do you live in Geauga County? (Check all that apply)

Answered: 1,611 Skipped: 45



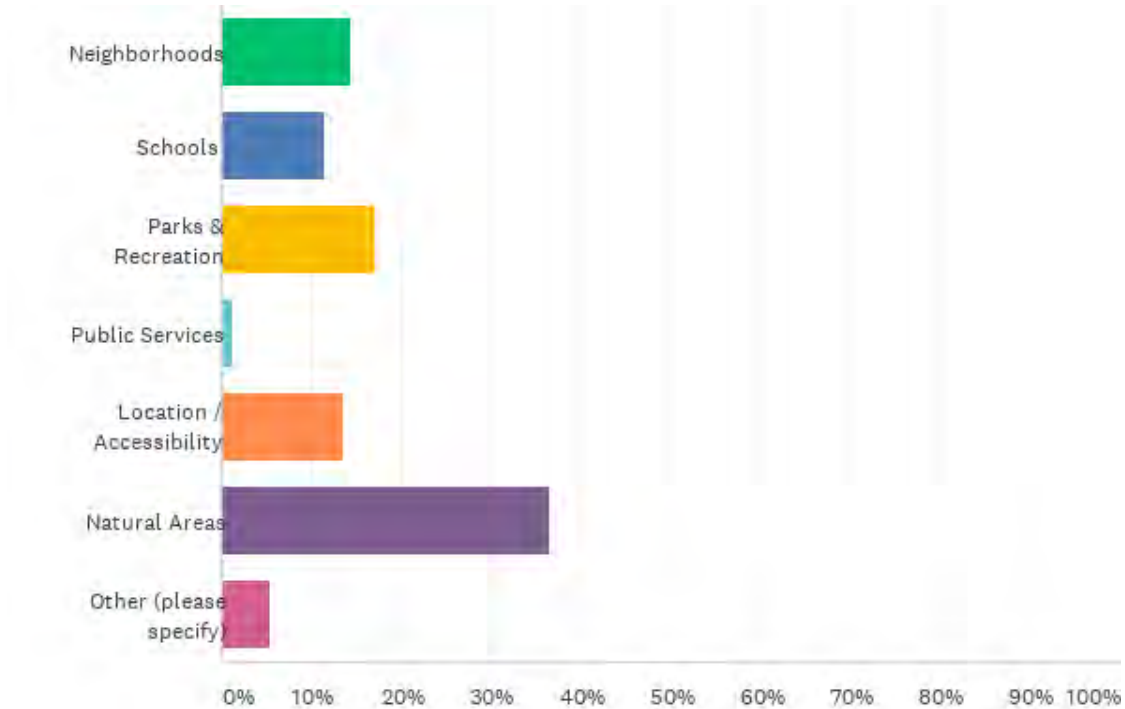
Q10: Why do you live in Geauga County? (Check all that apply)

Answered: 1,611 Skipped: 45

ANSWER CHOICES	RESPONSES	
Quality of Public Schools	47.55%	766
Family Atmosphere	53.63%	864
Safety	58.47%	942
Rural Setting	81.81%	1,318
Proximity to place of work	22.78%	367
Proximity to family	36.25%	584
Affordability	23.65%	381
Other (please specify)	11.86%	191
Total Respondents: 1,611		

Q11: What is the County's greatest asset? [pick one]

Answered: 1,609 Skipped: 47



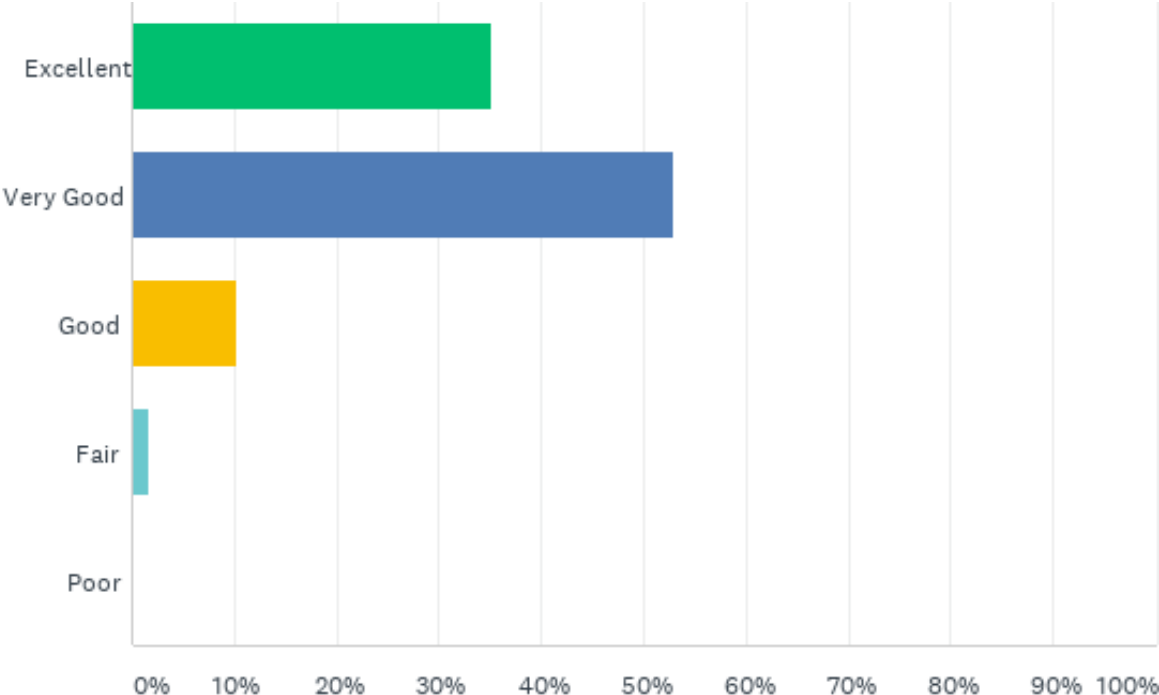
Q11: What is the County's greatest asset? [pick one]

Answered: 1,609 Skipped: 47

ANSWER CHOICES	RESPONSES	
Neighborhoods	14.48%	233
Schools	11.44%	184
Parks & Recreation	17.22%	277
Public Services	1.24%	20
Location / Accessibility	13.67%	220
Natural Areas	36.61%	589
Other (please specify)	5.34%	86
TOTAL		1,609

Q12: How would you rate the quality of life in Geauga County

Answered: 1,612 Skipped: 44



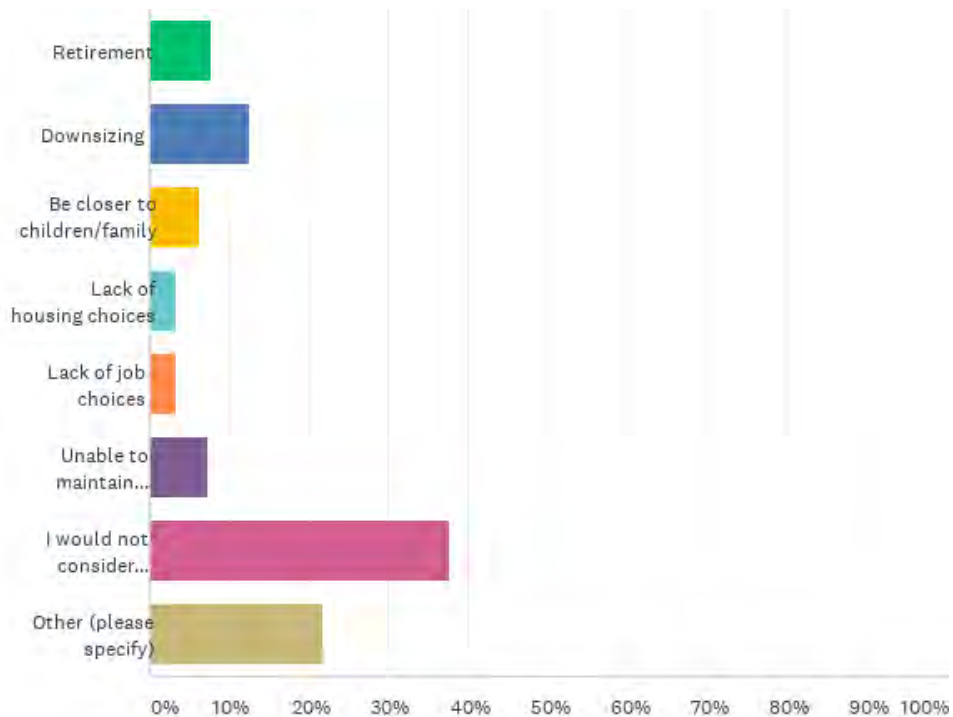
Q12: How would you rate the quality of life in Geauga County

Answered: 1,612 Skipped: 44

ANSWER CHOICES	RESPONSES	
Excellent	35.05%	565
Very Good	52.98%	854
Good	10.17%	164
Fair	1.61%	26
Poor	0.19%	3
TOTAL		1,612

Q13: What might cause you to consider leaving Geauga County in the next 5-10 years?

Answered: 1,608 Skipped: 48



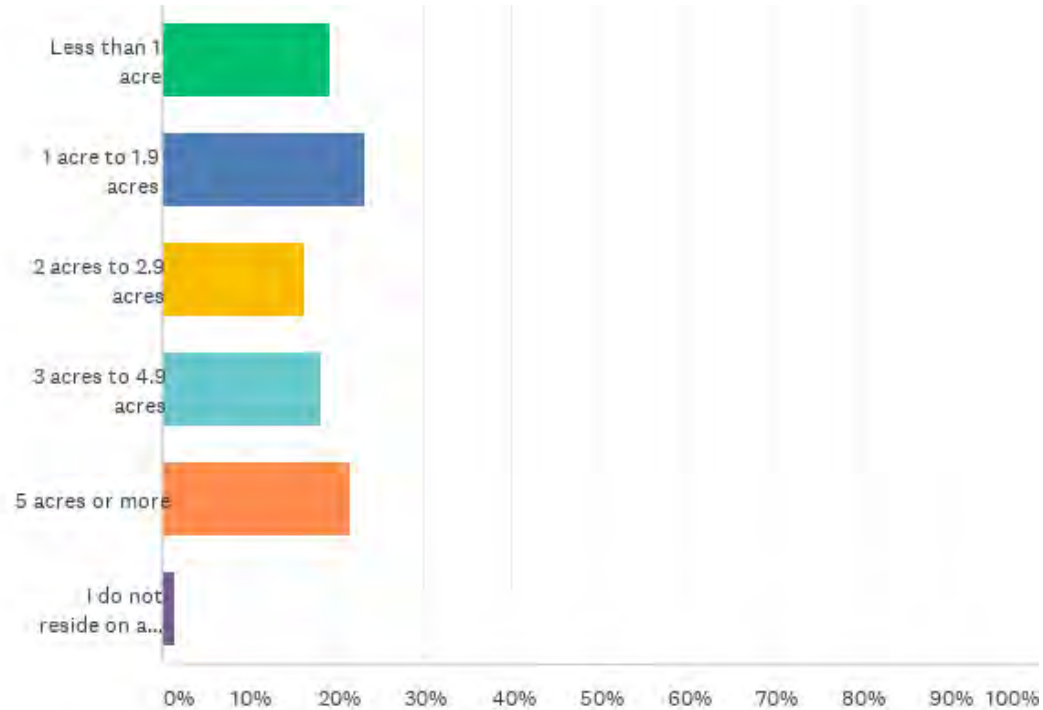
Q13: What might cause you to consider leaving Geauga County in the next 5-10 years?

Answered: 1,608 Skipped: 48

ANSWER CHOICES	RESPONSES	
Retirement	7.65%	123
Downsizing	12.56%	202
Be closer to children/family	6.22%	100
Lack of housing choices	3.42%	55
Lack of job choices	3.36%	54
Unable to maintain property	7.34%	118
I would not consider leaving Geauga County	37.69%	606
Other (please specify)	21.77%	350
TOTAL		1,608

Q14: What is your current residence lot size?

Answered: 1,610 Skipped: 46



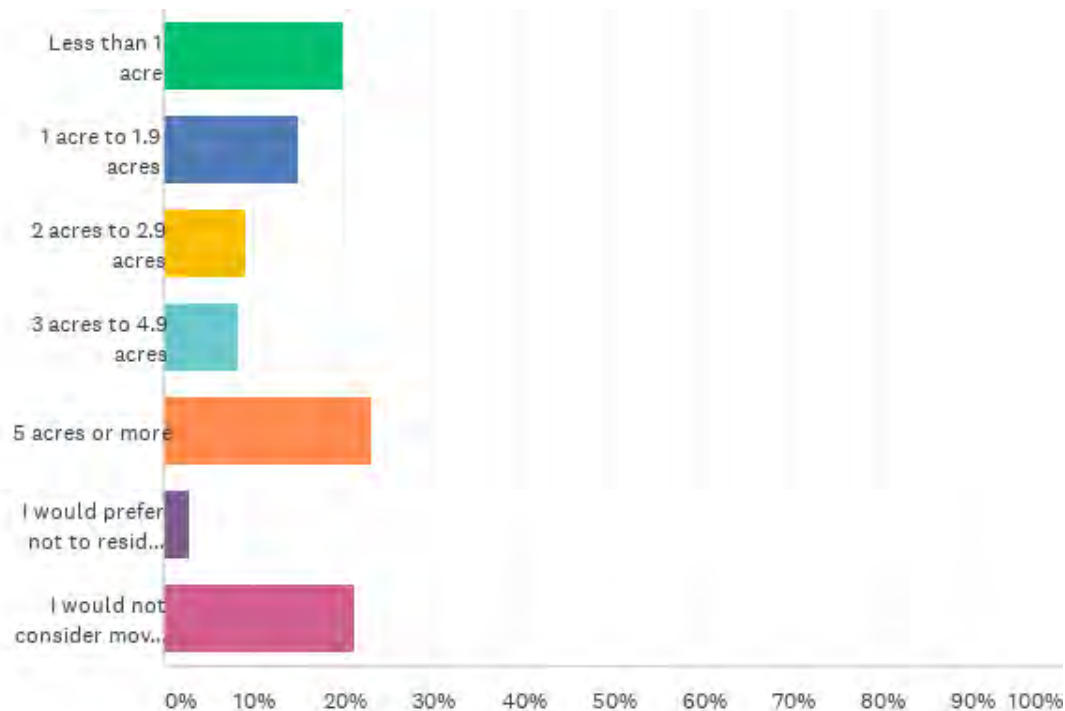
Q14: What is your current residence lot size?

Answered: 1,610 Skipped: 46

ANSWER CHOICES	RESPONSES	
Less than 1 acre	19.25%	310
1 acre to 1.9 acres	23.23%	374
2 acres to 2.9 acres	16.27%	262
3 acres to 4.9 acres	18.20%	293
5 acres or more	21.55%	347
I do not reside on a separate lot	1.49%	24
TOTAL		1,610

Q15: Should you consider moving in the next 5-10 years, what is your preferred residence lot size?

Answered: 1,606 Skipped: 50



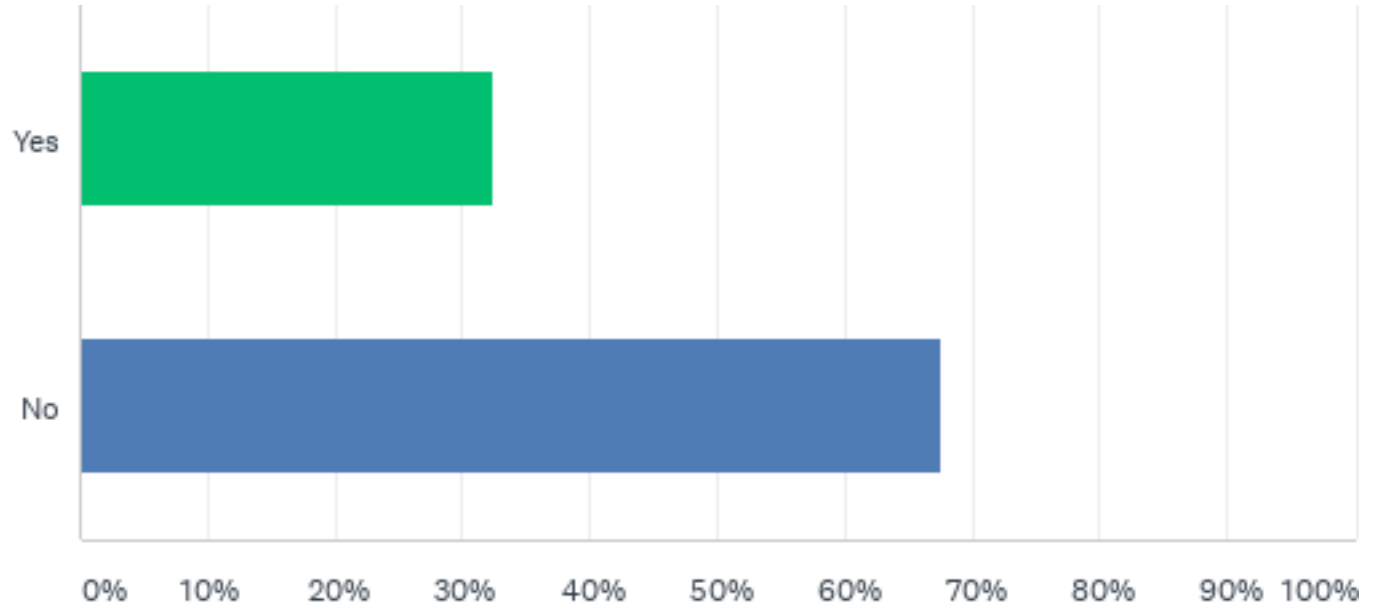
Q15: Should you consider moving in the next 5-10 years, what is your preferred residence lot size?

Answered: 1,606 Skipped: 50

ANSWER CHOICES	RESPONSES	
Less than 1 acre	19.99%	321
1 acre to 1.9 acres	15.07%	242
2 acres to 2.9 acres	9.22%	148
3 acres to 4.9 acres	8.41%	135
5 acres or more	23.16%	372
I would prefer not to reside on a separate lot	2.86%	46
I would not consider moving in the next 5-10 years	21.30%	342
TOTAL		1,606

Q16: Would you like to see more housing in the County?

Answered: 1,605 Skipped: 51



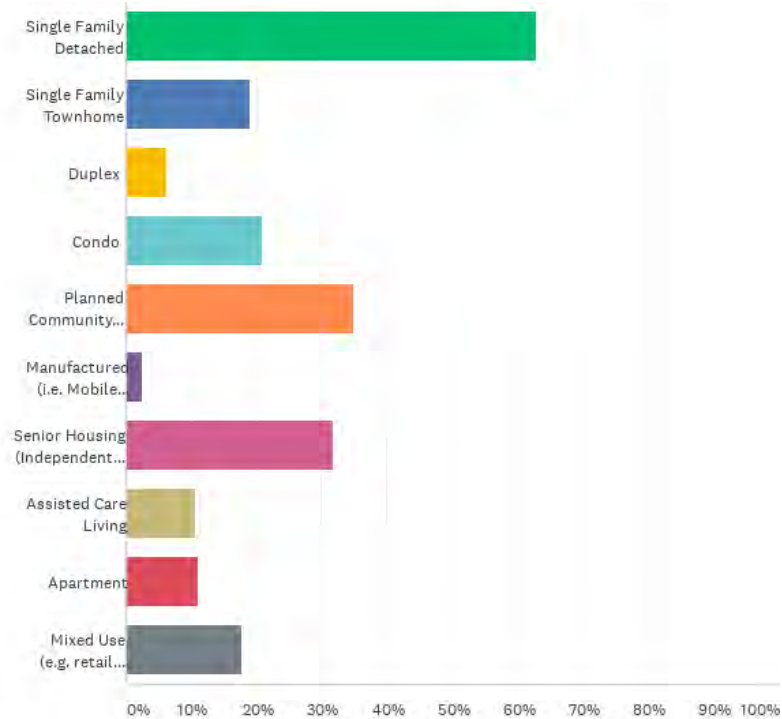
Q16: Would you like to see more housing in the County?

Answered: 1,605 Skipped: 51

ANSWER CHOICES	RESPONSES	
Yes	32.34%	519
No	67.66%	1,086
TOTAL		1,605

Q17: If Yes, what type(s) of housing? (Check all that apply)

Answered: 894 Skipped: 762



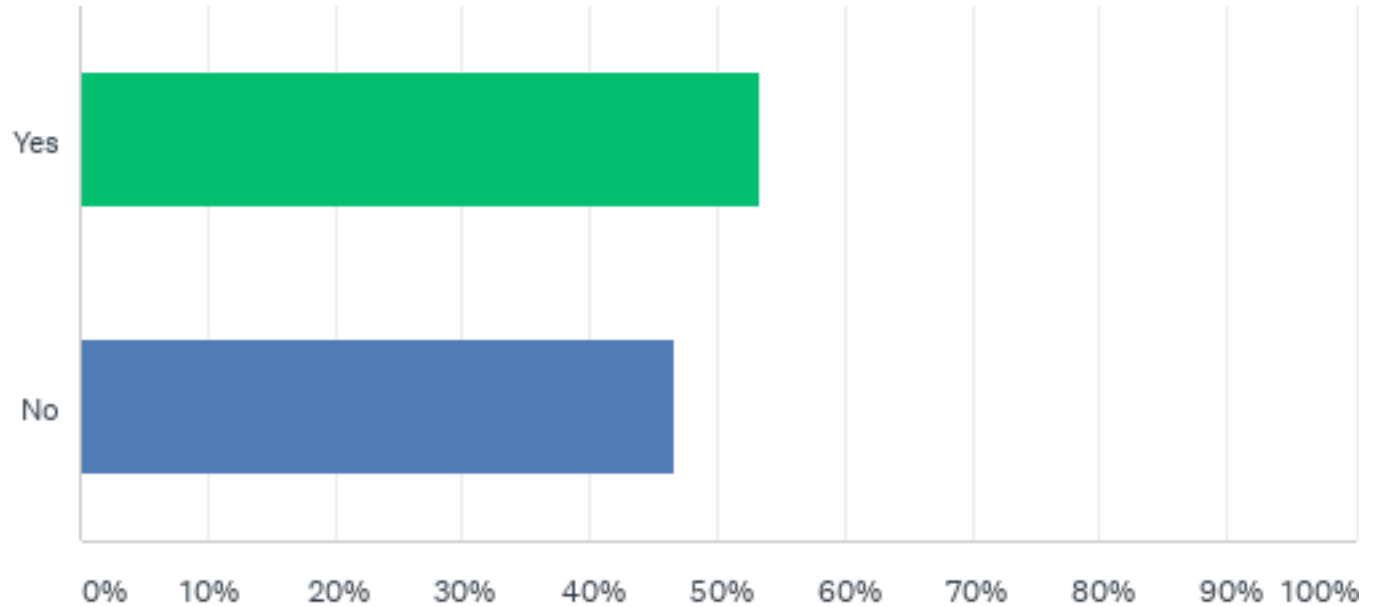
Q17: If Yes, what type(s) of housing? (Check all that apply)

Answered: 894 Skipped: 762

ANSWER CHOICES	RESPONSES	
Single Family Detached	62.98%	563
Single Family Townhome	19.13%	171
Duplex	6.26%	56
Condo	20.92%	187
Planned Community (shared amenities/ recreation/greenspace)	35.01%	313
Manufactured (i.e. Mobile) Home	2.46%	22
Senior Housing (Independent Living)	31.77%	284
Assisted Care Living	10.63%	95
Apartment	11.19%	100
Mixed Use (e.g. retail on bottom floor residential on upper floors)	17.79%	159
Total Respondents: 894		

Q18: Do you feel any community-based business is needed/underrepresented in Geauga County?

Answered: 1,596 Skipped: 60



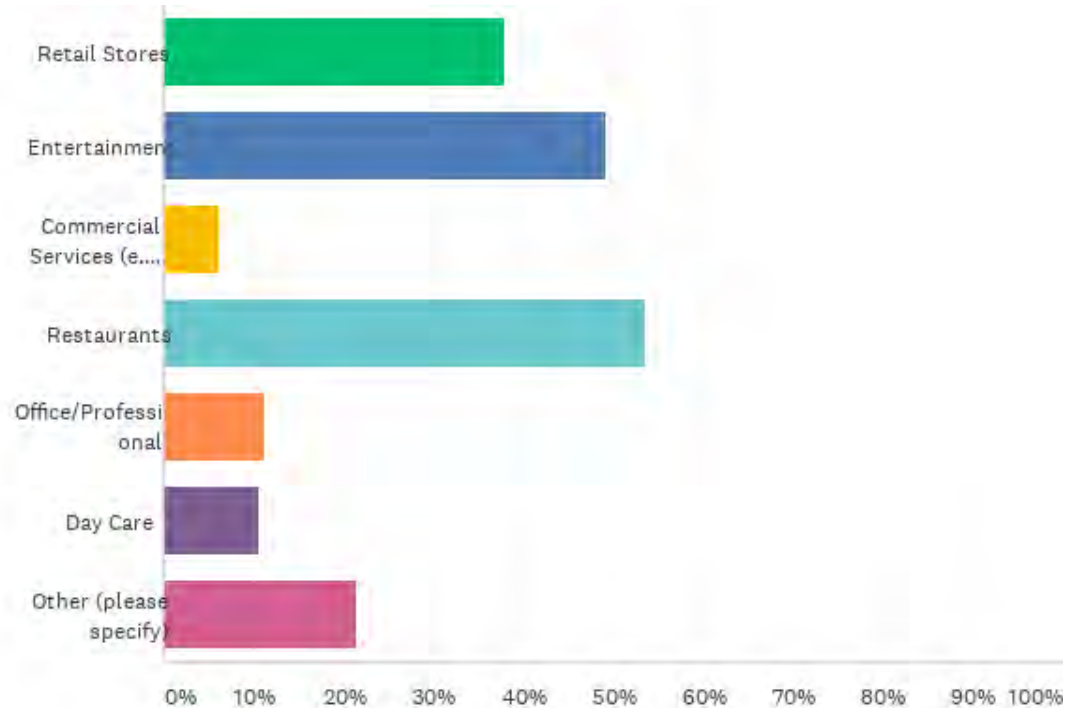
Q18: Do you feel any community-based business is needed/underrepresented in Geauga County?

Answered: 1,596 Skipped: 60

ANSWER CHOICES	RESPONSES	
Yes	53.38%	852
No	46.62%	744
TOTAL		1,596

Q19: If Yes, which type(s) are needed/underrepresented? (Check all that apply)

Answered: 1,106 Skipped: 550



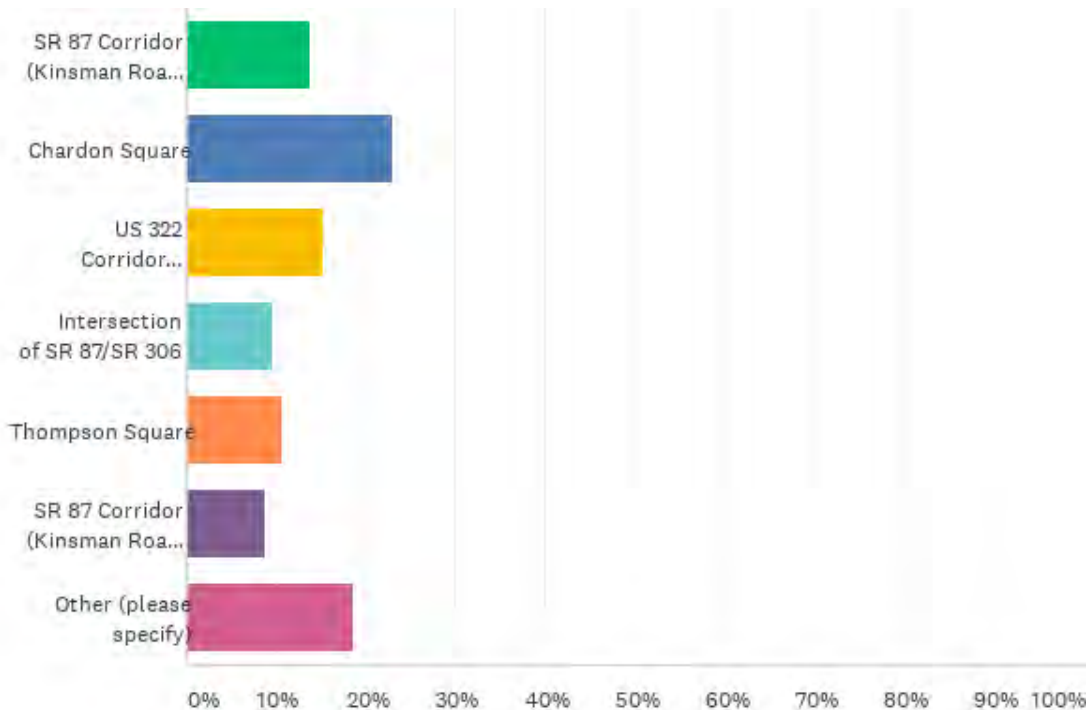
Q19: If Yes, which type(s) are needed/underrepresented? (Check all that apply)

Answered: 1,106 Skipped: 550

ANSWER CHOICES	RESPONSES	
Retail Stores	37.97%	420
Entertainment	49.37%	546
Commercial Services (e.g. bank, dry cleaners, etc.)	6.33%	70
Restaurants	53.80%	595
Office/Professional	11.30%	125
Day Care	10.67%	118
Other (please specify)	21.52%	238
Total Respondents: 1,106		

What specific geographic area in Cuyahoga County (e.g., corridor, intersection, business district, etc.) is in most need of reinvestment?

Answered: 1,484 Skipped: 172



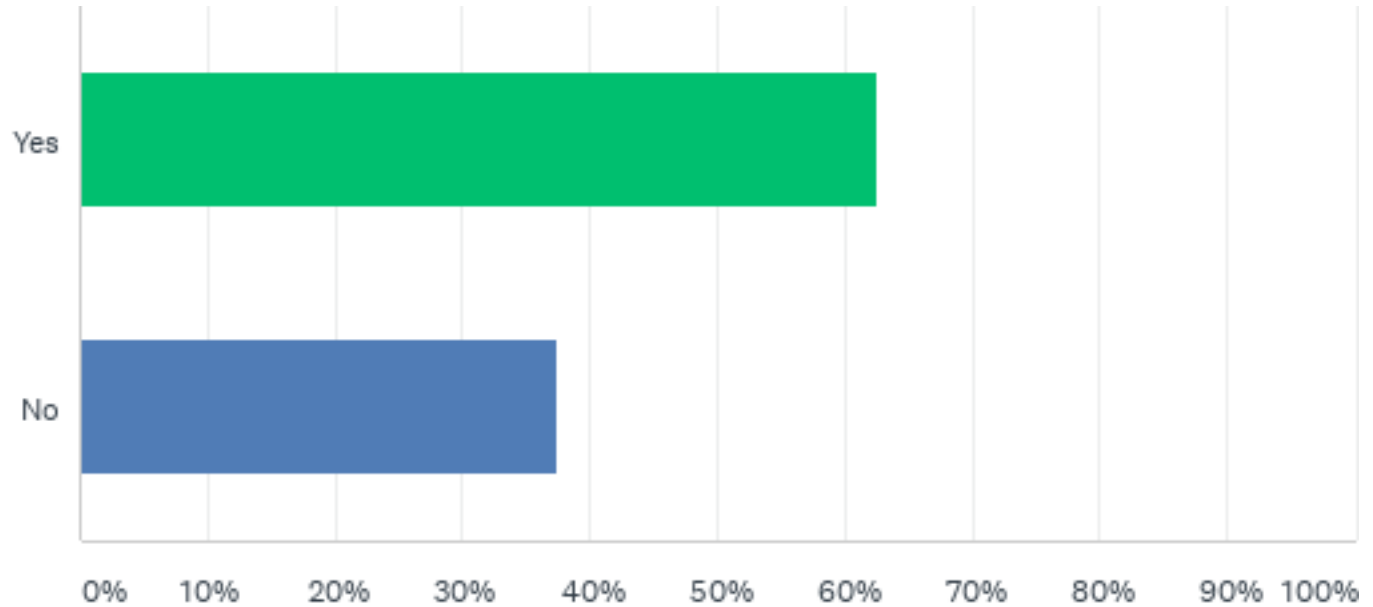
What specific geographic area in Cuyahoga County (highway corridor, intersection, business district, etc.) is in most need of reinvestment?

Answered: 1,484 Skipped: 172

ANSWER CHOICES	RESPONSES	
SR 87 Corridor (Kinsman Road) from Sperry Road to Auburn Road	13.81%	205
Chardon Square	23.05%	342
US 322 Corridor (Mayfield Road) from Caves Road to SR 306	15.23%	226
Intersection of SR 87/SR 306	9.70%	144
Thompson Square	10.71%	159
SR 87 Corridor (Kinsman Road) in Middlefield	8.83%	131
Other (please specify)	18.67%	277
TOTAL		1,484

Q21: Should the County actively pursue bringing new commercial/office businesses and jobs to the County?

Answered: 1,591 Skipped: 65



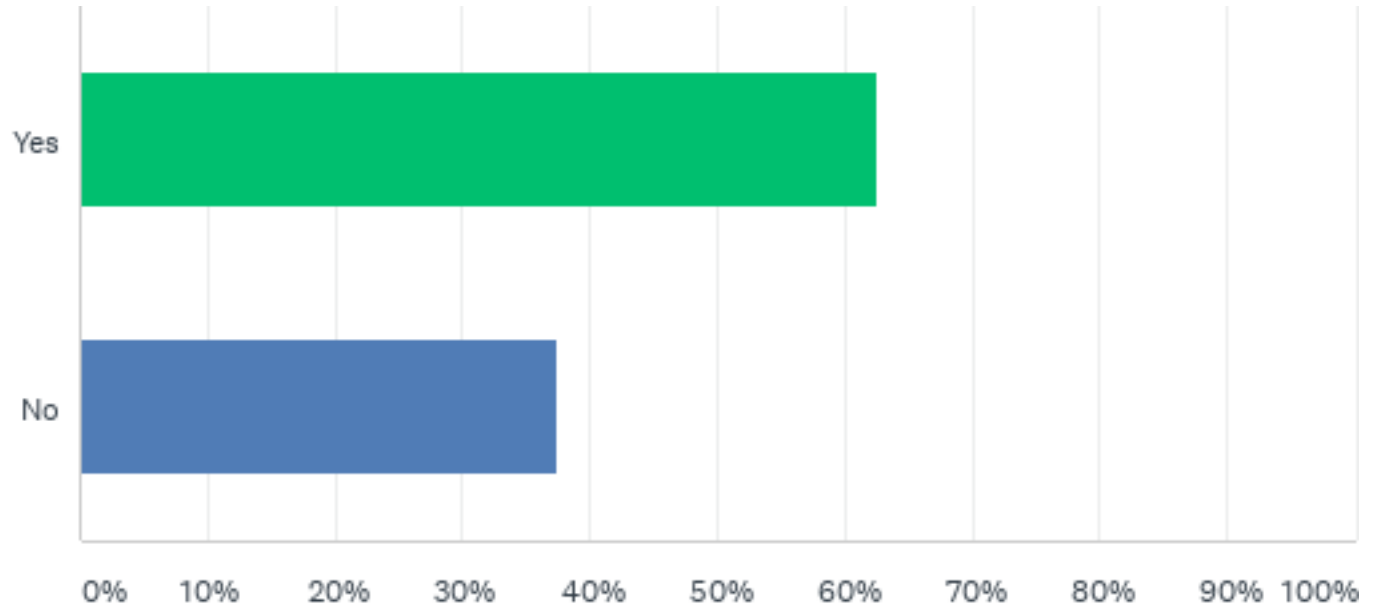
Q21: Should the County actively pursue bringing new commercial/office businesses and jobs to the County?

Answered: 1,591 Skipped: 65

ANSWER CHOICES	RESPONSES	
Yes	62.48%	994
No	37.52%	597
TOTAL		1,591

Q23: Should the County actively pursue bringing new light industrial businesses and jobs to the County?

Answered: 1,610 Skipped: 46



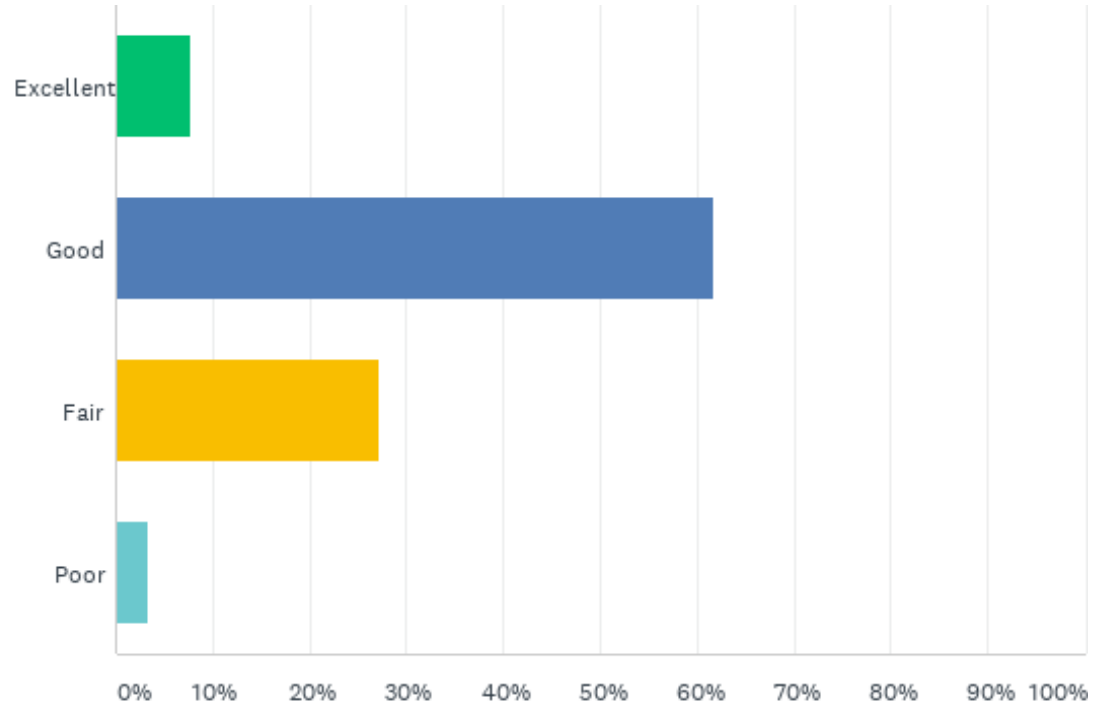
Q23: Should the County actively pursue bringing new light industrial businesses and jobs to the County?

Answered: 1,610 Skipped: 46

ANSWER CHOICES	RESPONSES	
Yes	62.48%	1,006
No	37.52%	604
TOTAL		1,610

Q25: How would you rate the current condition of roads in the County?

Answered: 1,645 Skipped: 11



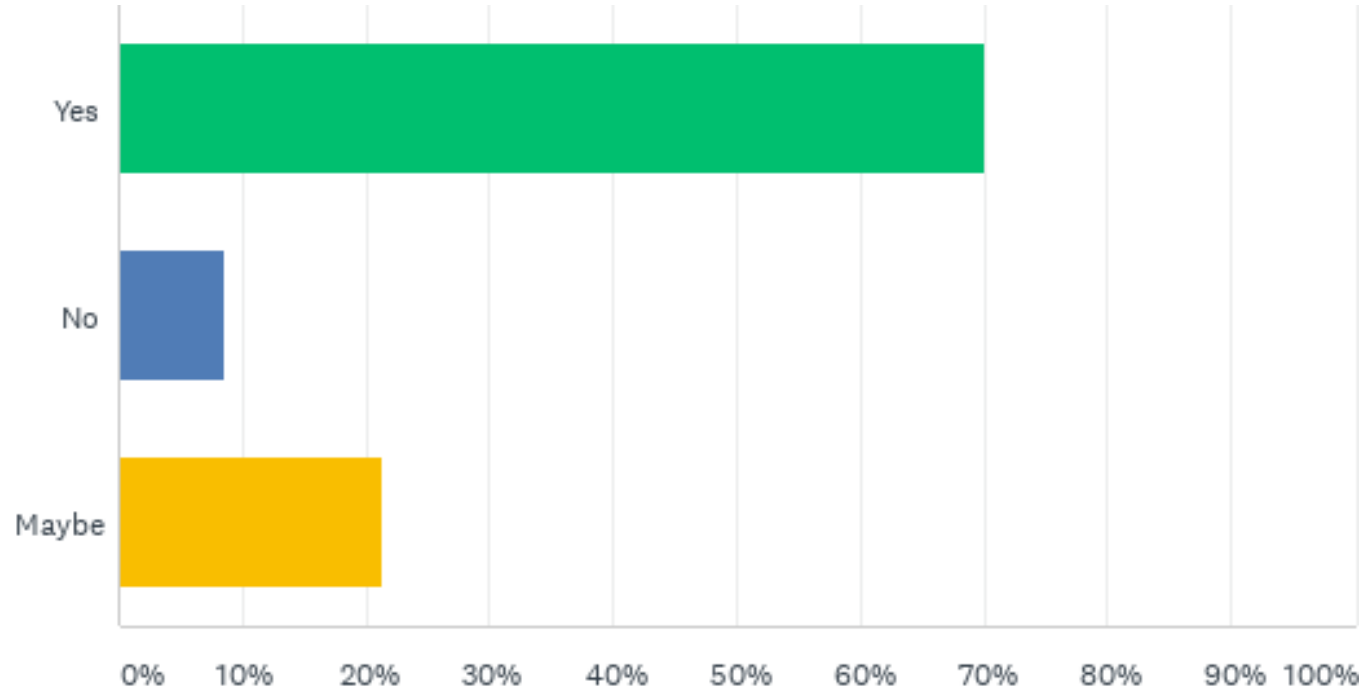
Q25: How would you rate the current condition of roads in the County?

Answered: 1,645 Skipped: 11

ANSWER CHOICES	RESPONSES	
Excellent	7.78%	128
Good	61.64%	1,014
Fair	27.17%	447
Poor	3.40%	56
TOTAL		1,645

Q26: Do you support the addition of buggy lanes along heavily-traveled roadways in Amish communities?

Answered: 1,645 Skipped: 11



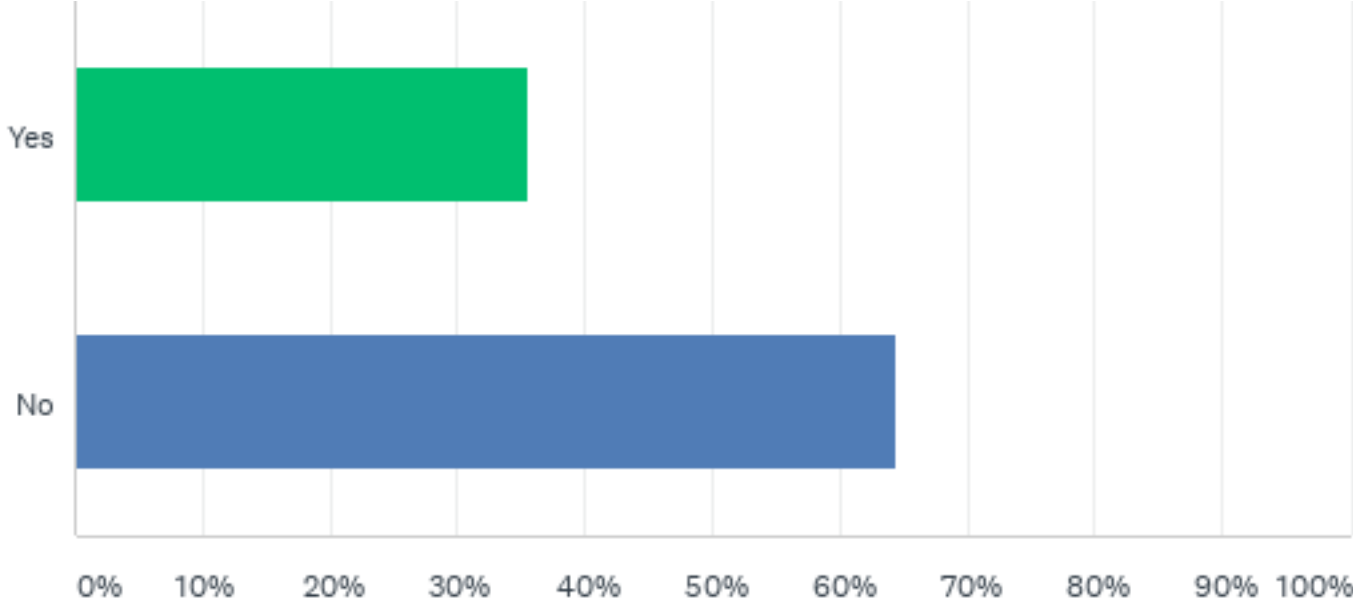
Q26: Do you support the addition of buggy lanes along heavily-traveled roadways in Amish communities?

Answered: 1,645 Skipped: 11

ANSWER CHOICES	RESPONSES	
Yes	70.09%	1,153
No	8.63%	142
Maybe	21.28%	350
TOTAL		1,645

Q27: Should regularly scheduled bus route transit service be pursued in Geauga County?

Answered: 1,591 Skipped: 65



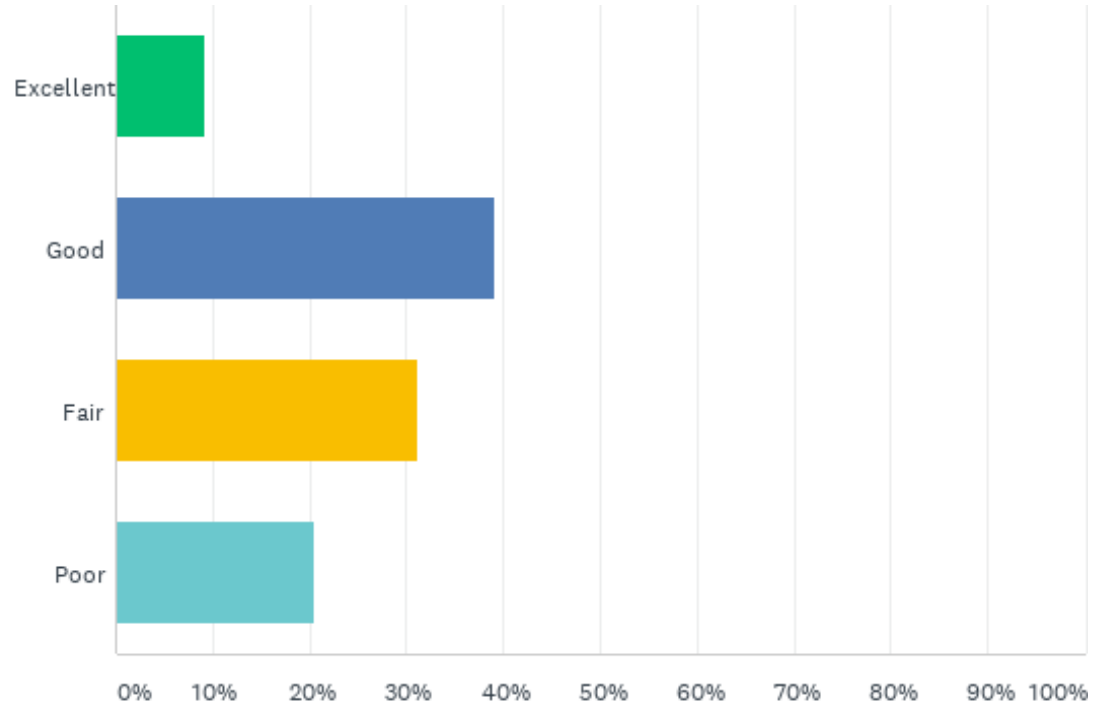
Q27: Should regularly scheduled bus route transit service be pursued in Geauga County?

Answered: 1,591 Skipped: 65

ANSWER CHOICES	RESPONSES	
Yes	35.58%	566
No	64.42%	1,025
TOTAL		1,591

Q28: How would you rate broadband service (i.e. internet service speeds) in your neighborhood?

Answered: 1,634 Skipped: 22



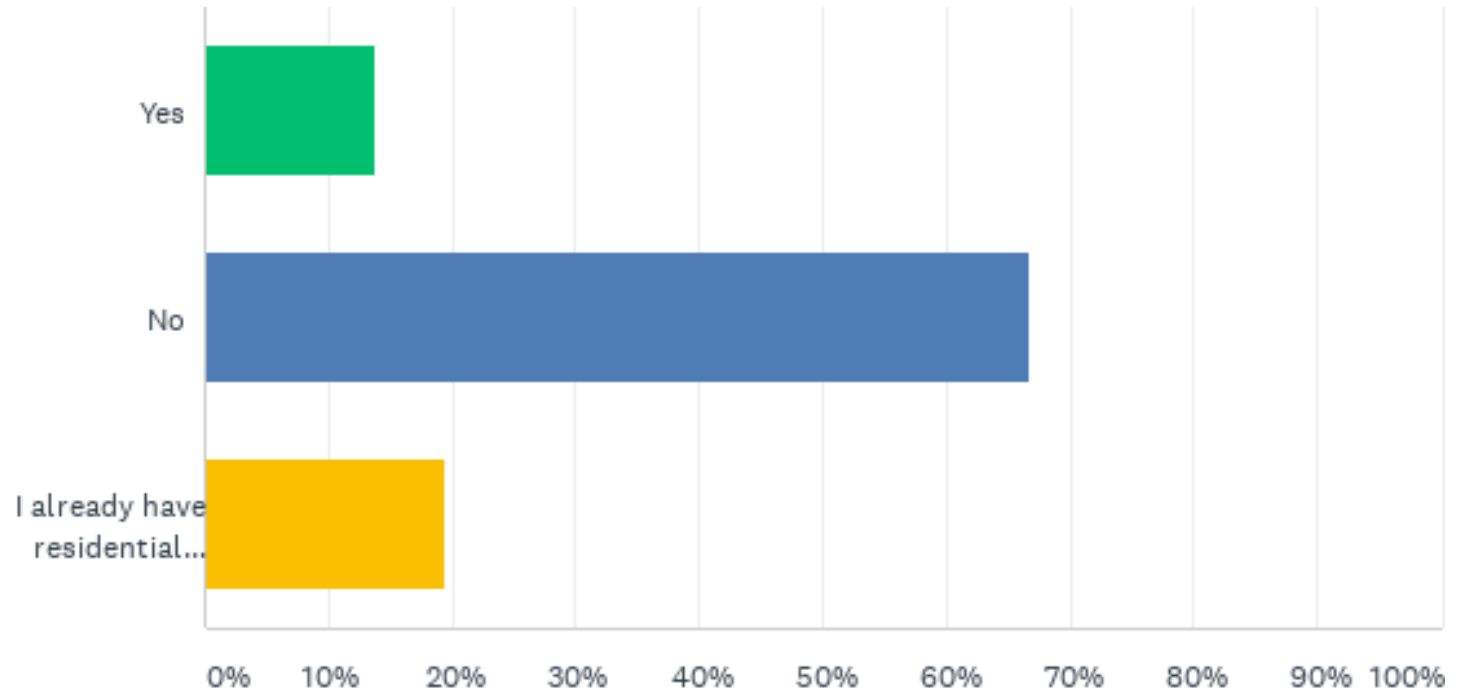
Q28: How would you rate broadband service (i.e. internet service speeds) in your neighborhood?

Answered: 1,634 Skipped: 22

ANSWER CHOICES	RESPONSES	
Excellent	9.18%	150
Good	39.05%	638
Fair	31.27%	511
Poor	20.50%	335
TOTAL		1,634

Q29: Do you desire residential water and sewer service in your neighborhood?

Answered: 1,647 Skipped: 9



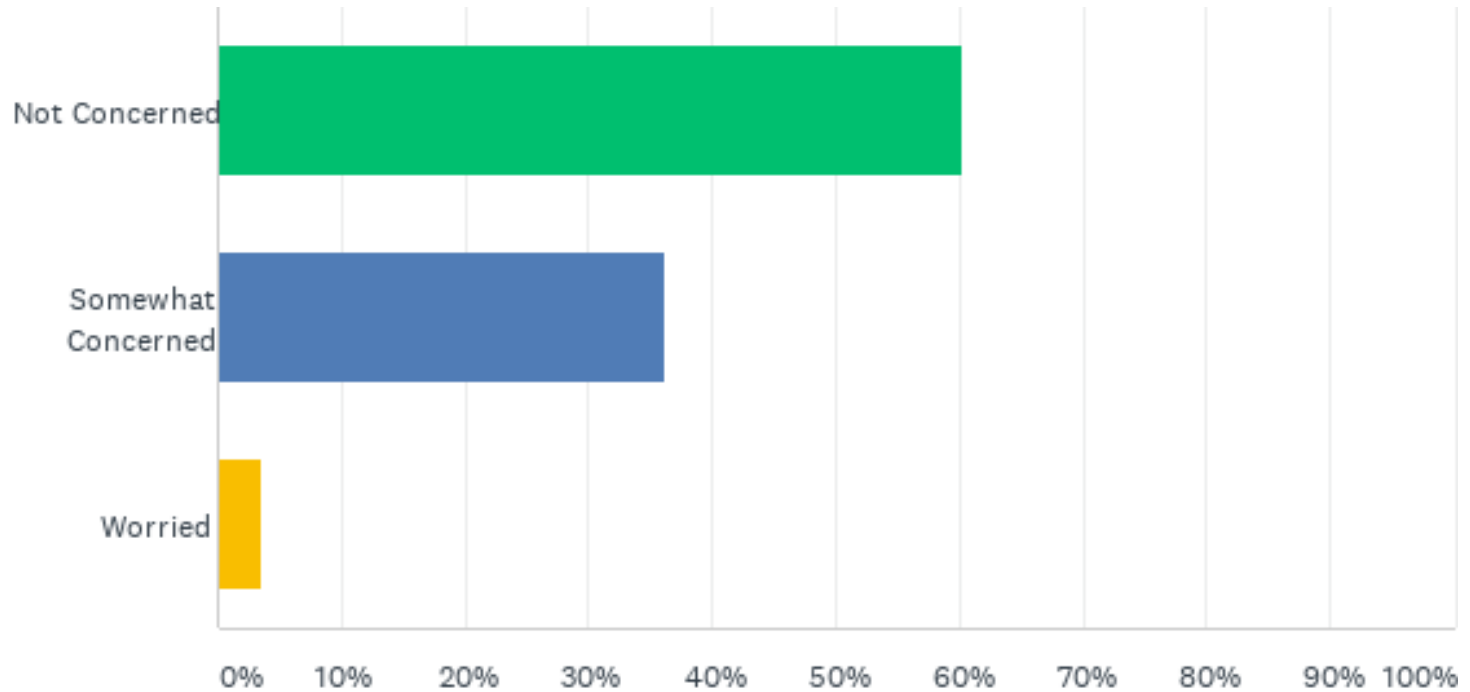
Q29: Do you desire residential water and sewer service in your neighborhood?

Answered: 1,647 Skipped: 9

ANSWER CHOICES	RESPONSES	
Yes	13.72%	226
No	66.79%	1,100
I already have residential water and sewer	19.49%	321
TOTAL		1,647

Q30: How do you feel about the appearance and upkeep of residential properties in the County?

Answered: 1,650 Skipped: 6



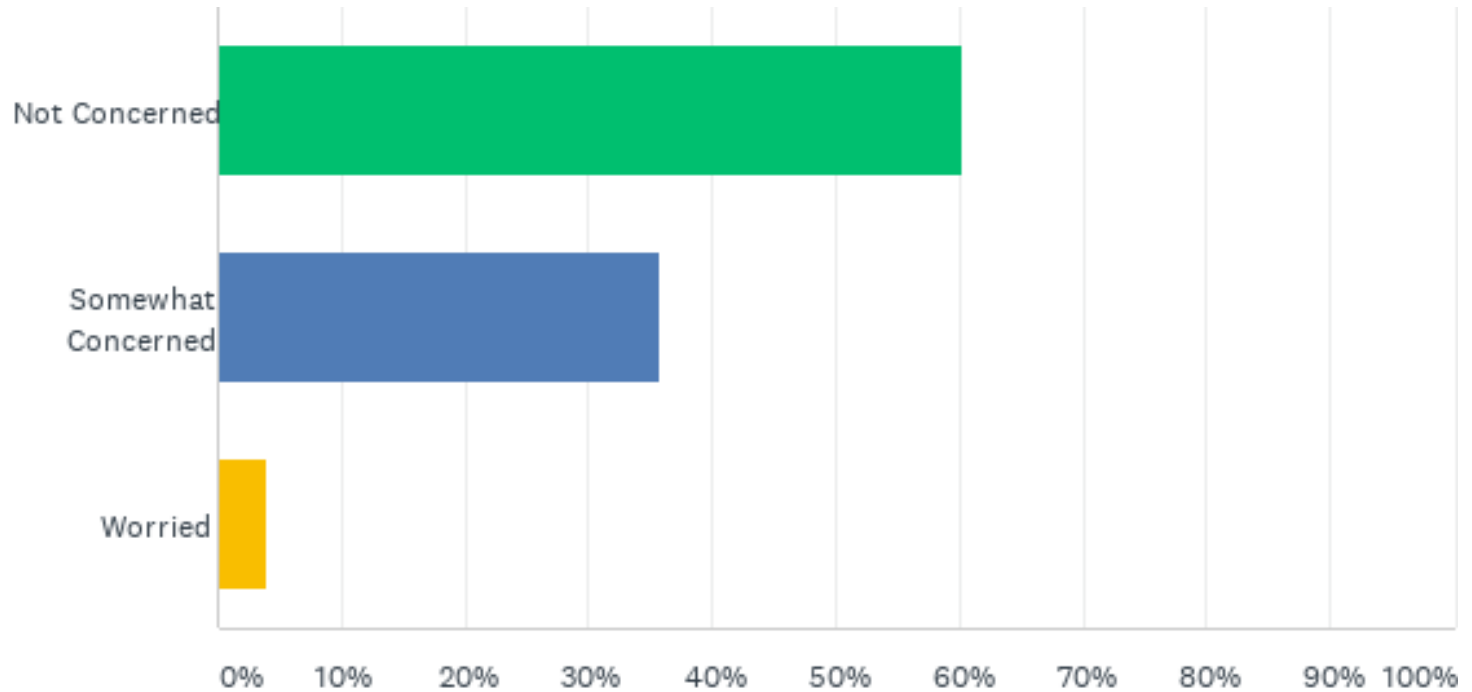
Q30: How do you feel about the appearance and upkeep of residential properties in the County?

Answered: 1,650 Skipped: 6

ANSWER CHOICES	RESPONSES	
Not Concerned	60.30%	995
Somewhat Concerned	36.24%	598
Worried	3.45%	57
TOTAL		1,650

Q31: How do you feel about the appearance and upkeep of commercial properties in the County?

Answered: 1,651 Skipped: 5



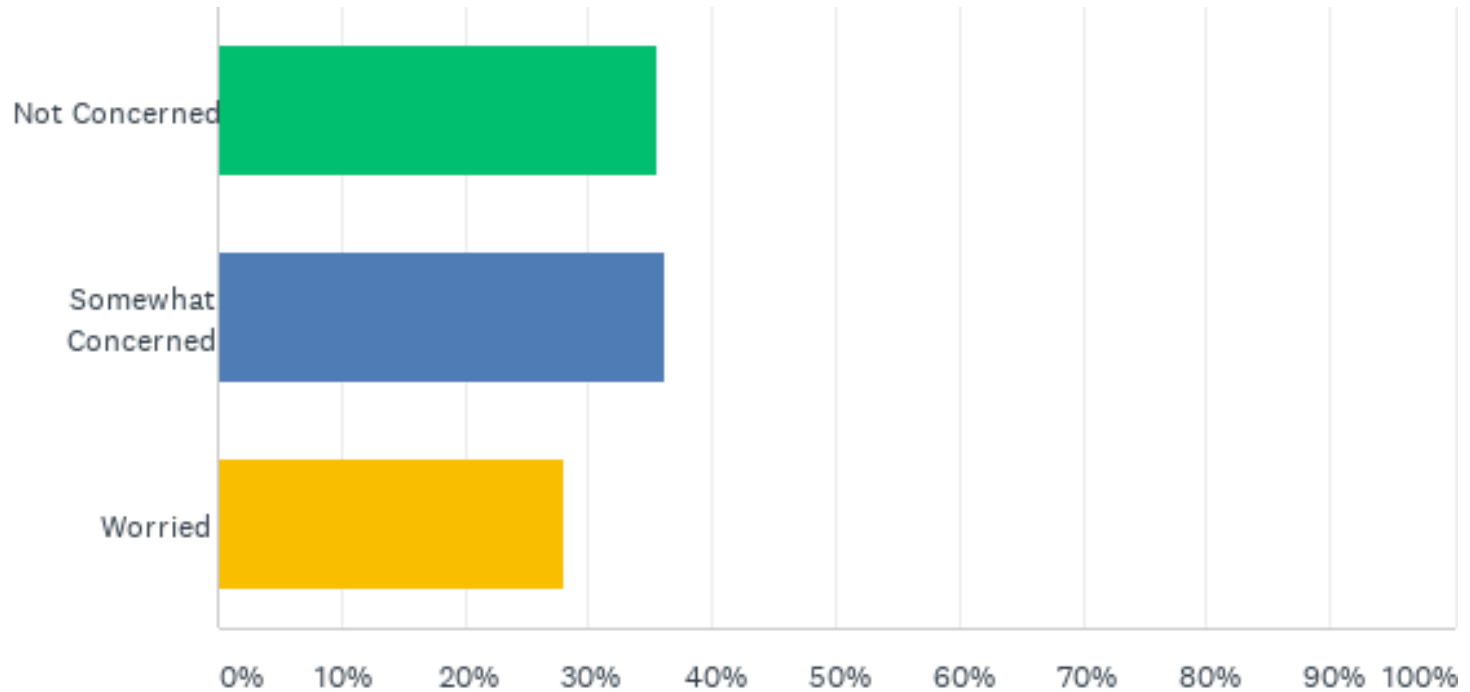
Q31: How do you feel about the appearance and upkeep of commercial properties in the County?

Answered: 1,651 Skipped: 5

ANSWER CHOICES	RESPONSES	
Not Concerned	60.33%	996
Somewhat Concerned	35.80%	591
Worried	3.88%	64
TOTAL		1,651

Q32: How do you feel about the development of existing farmland in the County?

Answered: 1,649 Skipped: 7



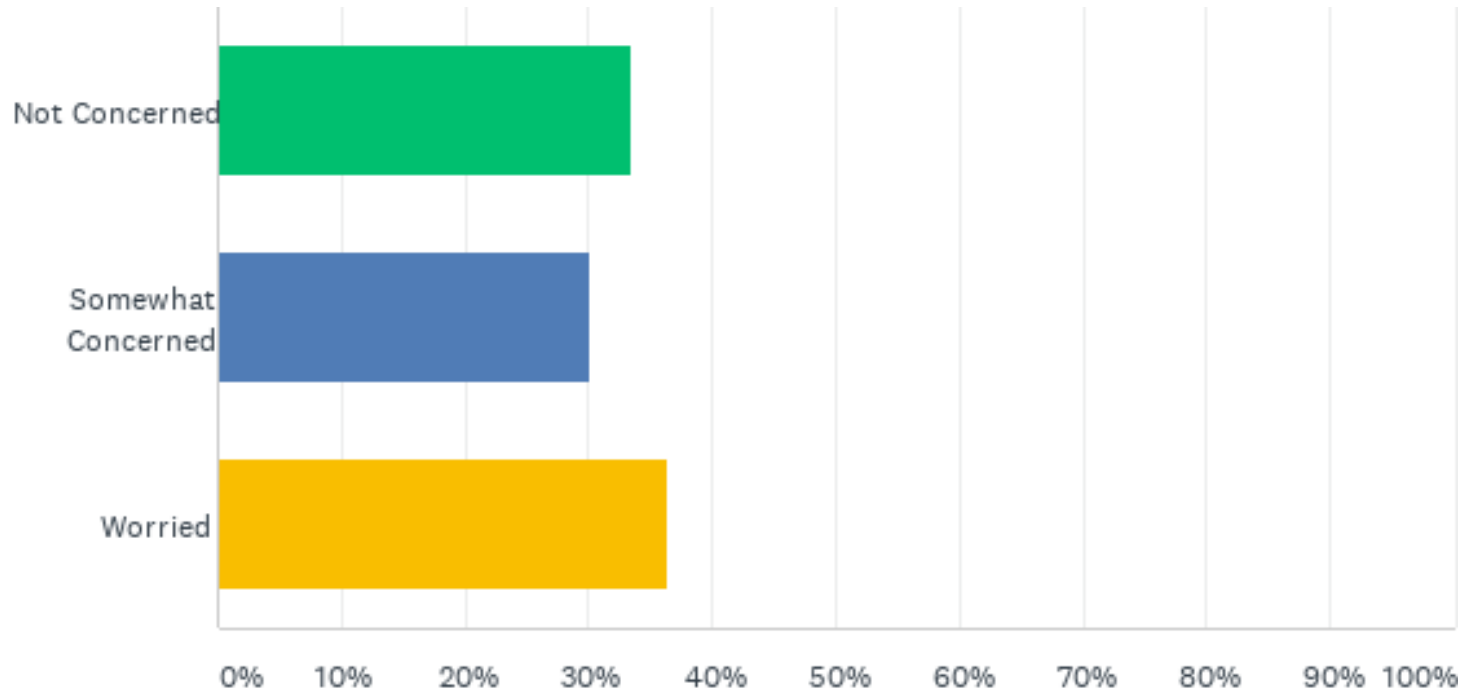
Q32: How do you feel about the development of existing farmland in the County?

Answered: 1,649 Skipped: 7

ANSWER CHOICES	RESPONSES	
Not Concerned	35.66%	588
Somewhat Concerned	36.26%	598
Worried	28.08%	463
TOTAL		1,649

Q33: How do you feel about the development of natural areas (e.g. woodlands) in the County?

Answered: 1,647 Skipped: 9



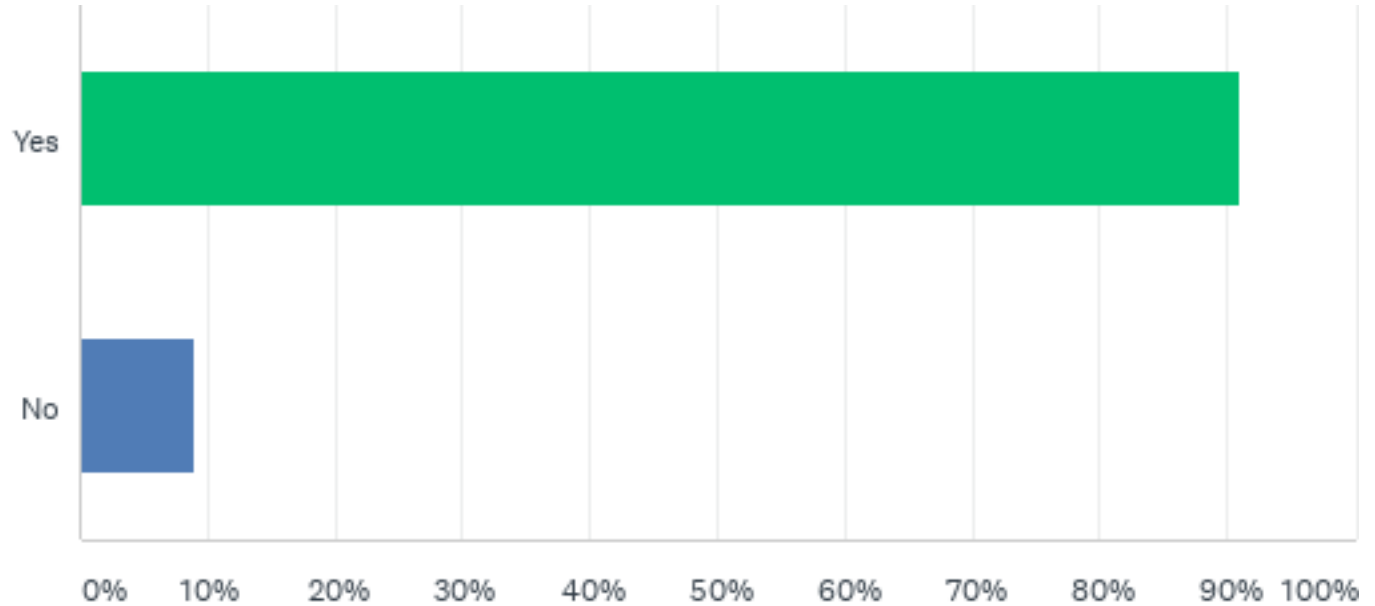
Q33: How do you feel about the development of natural areas (e.g. woodlands) in the County?

Answered: 1,647 Skipped: 9

ANSWER CHOICES	RESPONSES	
Not Concerned	33.45%	551
Somewhat Concerned	30.18%	497
Worried	36.37%	599
TOTAL		1,647

Q34: Do you support environmental protections/resource efforts?

Answered: 1,640 Skipped: 16



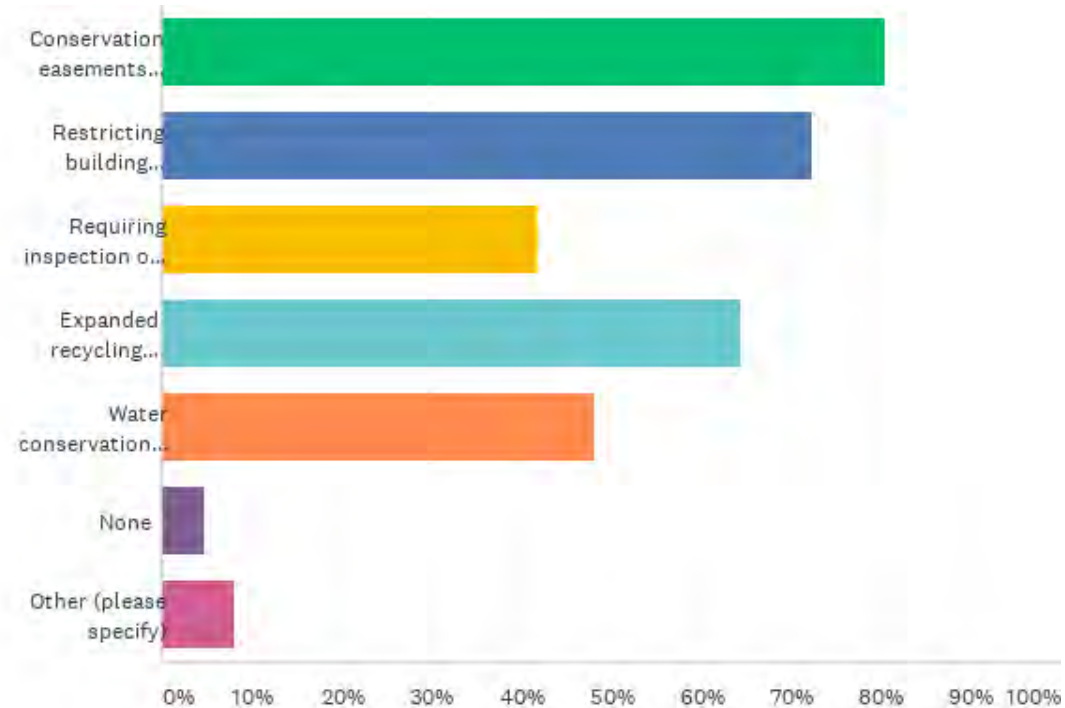
Q34: Do you support environmental protections/resource efforts?

Answered: 1,640 Skipped: 16

ANSWER CHOICES	RESPONSES	
Yes	91.04%	1,493
No	8.96%	147
TOTAL		1,640

Q35: If Yes, which types of environmental protections/resource efforts do you support? (Check all that apply)

Answered: 1,571 Skipped: 85



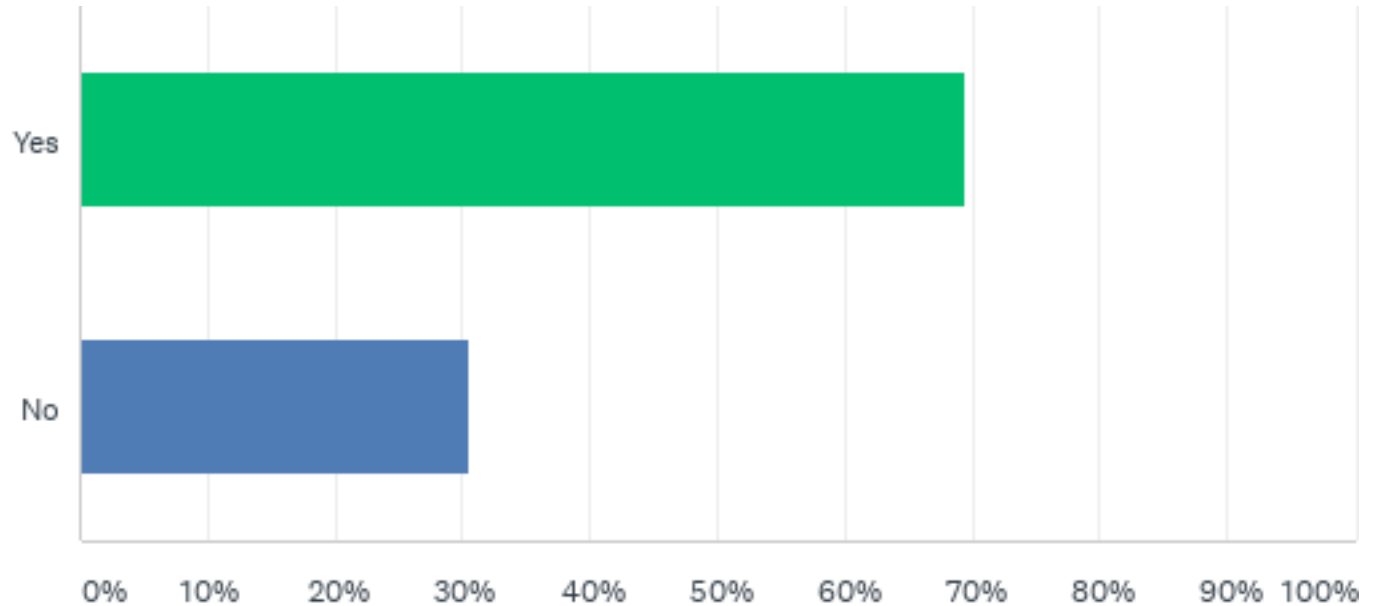
Q35: If Yes, which types of environmental protections/resource efforts do you support? (Check all that apply)

Answered: 1,571 Skipped: 85

ANSWER CHOICES	RESPONSES
	80.65% 1,267
Conservation easements (permanently protected land for open spaces, habitat, etc.)	
	72.57% 1,140
Restricting building immediately adjacent to streams and wetlands (aka riparian setbacks)	
	42.01% 660
Requiring inspection of previously installed septic systems to ensure proper functionality	
	64.67% 1,016
Expanded recycling programs	
	48.31% 759
Water conservation programs	
	4.84% 76
None	
	8.08% 127
Other (please specify)	
Total Respondents: 1,571	

Q36: Would you like to see additional recreational amenities added to the County?

Answered: 1,645 Skipped: 11



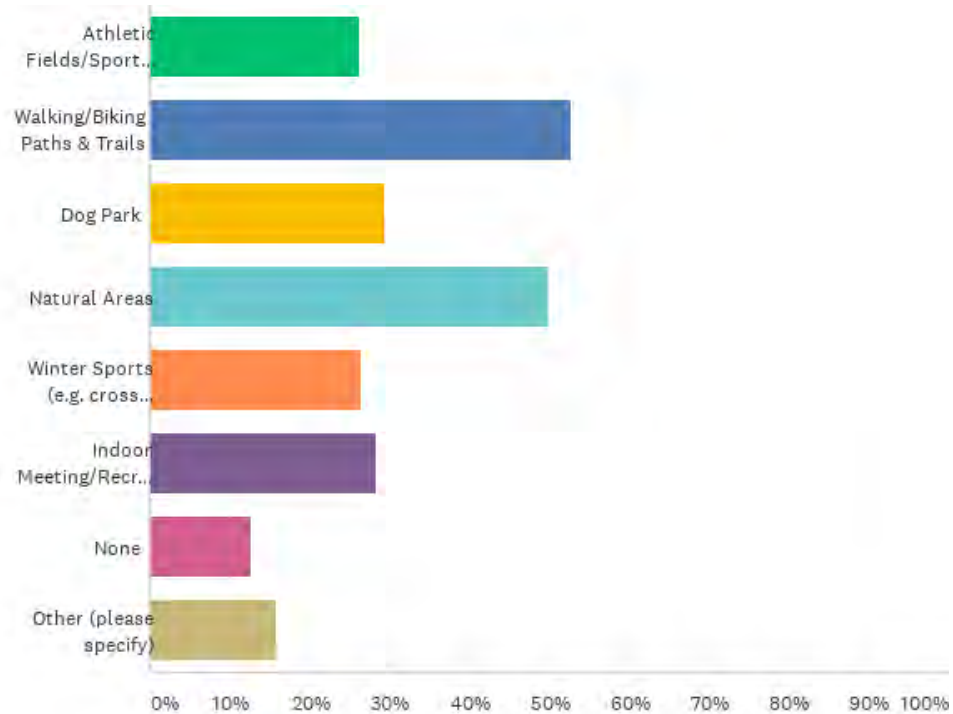
Q36: Would you like to see additional recreational amenities added to the County?

Answered: 1,645 Skipped: 11

ANSWER CHOICES	RESPONSES	
Yes	69.42%	1,142
No	30.58%	503
TOTAL		1,645

Q37: If Yes, which type(s) of amenities? (Check any that apply)

Answered: 1,420 Skipped: 236



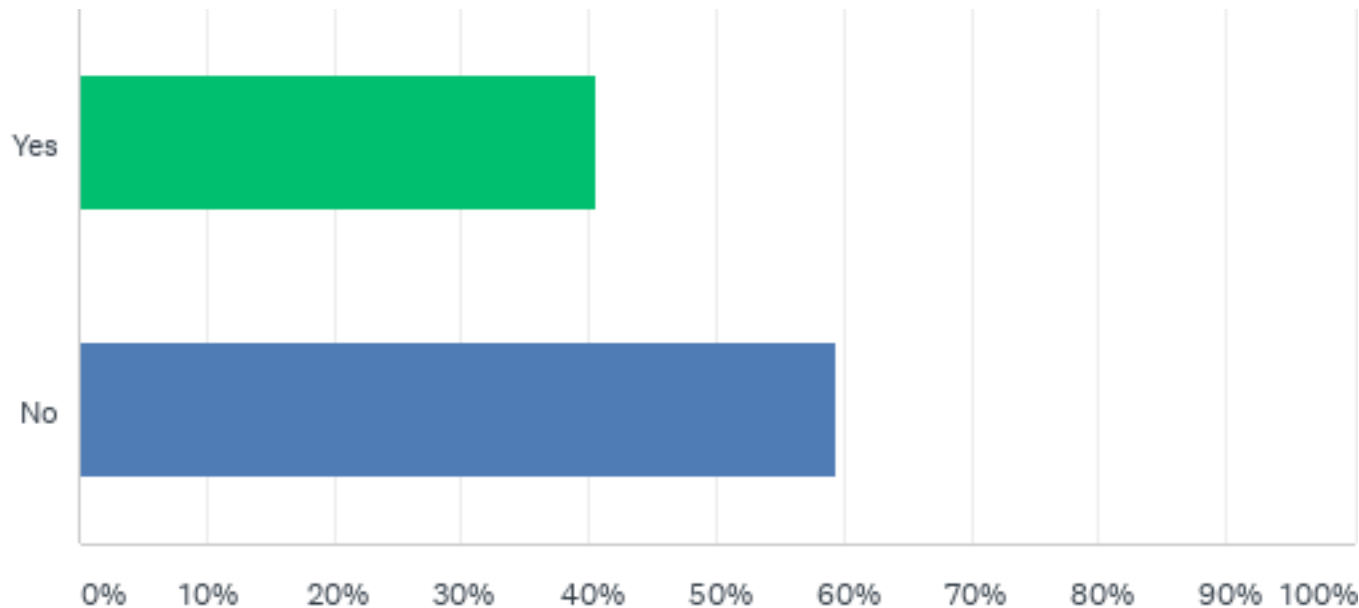
Q37: If Yes, which type(s) of amenities? (Check any that apply)

Answered: 1,420 Skipped: 236

ANSWER CHOICES	RESPONSES	
Athletic Fields/Sports Courts	26.34%	374
Walking/Biking Paths & Trails	53.03%	753
Dog Park	29.51%	419
Natural Areas	49.93%	709
Winter Sports (e.g. cross country skiing)	26.48%	376
Indoor Meeting/Recreation Space	28.45%	404
None	12.68%	180
Other (please specify)	15.99%	227
Total Respondents: 1,420		

Would you like to see the County invest in gateway signage (i.e. "Welcome to Geauga County") along major roadways (e.g. US 322, SR 44) at the County line?

Answered: 1,630 Skipped: 26



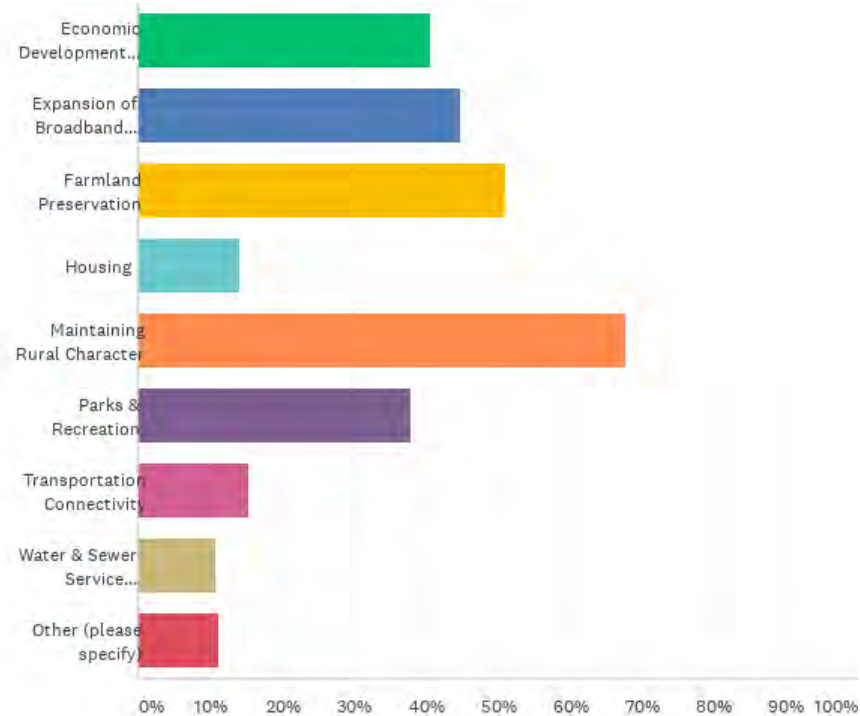
Would you like to see the County invest in gateway signage (i.e. "Welcome to Geauga County") along major roadways (e.g. US 322, SR 44) at the County line?

Answered: 1,630 Skipped: 26

ANSWER CHOICES	RESPONSES	
Yes	40.61%	662
No	59.39%	968
TOTAL		1,630

Q39: What are the Top 3 issues the County should address in the next 10 years? (Pick 3)

Answered: 1,647 Skipped: 9



Q39: What are the Top 3 issues the County should address in the next 10 years? (Pick 3)

Answered: 1,647 Skipped: 9

ANSWER CHOICES	RESPONSES	
Economic Development (Job Creation/Retention)	40.86%	673
Expansion of Broadband Accessibility/Speed	44.99%	741
Farmland Preservation	51.24%	844
Housing	14.27%	235
Maintaining Rural Character	67.94%	1,119
Parks & Recreation	38.01%	626
Transportation Connectivity	15.48%	255
Water & Sewer Service Expansion	10.87%	179
Other (please specify)	11.35%	187
Total Respondents: 1,647		